



## **NEW.** RESIDENTIAL INTERNAL DOORS BASELINE

Low cost timber doors to suit any interior design style

**HÖRMANN**



04




# Content

- 04** Good reasons to try Hörmann
  
- 08** Inspirations
  - 08 BaseLine
  - 08 Slim 15
  - 08 Carolina light
  
- 10** Design, equipment, accessories
  - 10 Door styles
  - 12 Lever handle sets
  - 13 Door fittings
  - 14 Door and frame design
  - 16 Door versions
  - 17 Function doors
  - 18 Dimensions and technical manual

08



10



# Responsibility for generations

The Hörmann family business has over 85 years of experience as a construction component specialist. This gives us an obligation to both current and future generations. That's why environmental responsibility plays such an important role for us. With this in mind, we develop innovative solutions for sustainable products and intelligent environmental protection.



## “A GOOD REPUTATION MUST BE EARNED.”

August Hörmann

In keeping with the tradition started by the company's founder, the Hörmann brand is a true promise of quality and, with sales of over 20 million doors, door frames and operators, is one of Europe's most successful suppliers. Due to the comprehensive international sales and service network, Hörmann is your strong partner for high-quality construction components.



**WE THINK AND ACT GREEN.** As a family business, we are very conscious of our responsibility to future generations and offer all products for residential construction CO<sub>2</sub>-neutral as standard. The Hörmann sustainability strategy aims to reduce and avoid emissions. We cover 100% of our electrical power needs at all European production sites with genuine green electricity from renewable sources. We also apply many other measures to reduce our consumption and save more than 75000 tonnes of CO<sub>2</sub> each year. We work with ClimatePartner to offset the remaining emissions by supporting certified climate protection projects.



You can find further information at  
[www.hoermann.com/sustainability](http://www.hoermann.com/sustainability)



**ClimatePartner**  
certified product  
[climate-id.com/XNEBKC](http://climate-id.com/XNEBKC)




CO<sub>2</sub>  
measure  
reduce  
contribute

# Brand quality made in Germany



The family-owned company Hörmann offers all important construction components for building and renovating projects from a single source. We manufacture in highly specialised factories using state-of-the-art production technologies. Our employees work intensively on new products, continual further developments and improvements to details. The results are patents and unique products on the market.





TOP. Rebated timber door BaseLine,  
Pure white RAL 9010

**LONG-LASTING. GUARANTEED.** All doors are developed and manufactured by Hörmann. Endurance tests under real conditions ensure mature series products with Hörmann quality. For this reason and thanks to quality assurance without compromise, you can enjoy a Hörmann residential internal door for years to come. You are literally choosing a door for life.

# BaseLine

Our BaseLine series offers you a range of dream doors for your home at an attractive price. There are various designs to choose from: BaseLine with a smooth door leaf with a traditional, simple yet elegant appearance, Slim 15 with contemporary grooving, or Carolina light, which blends perfectly into a country house style. The sliding door designs of the BaseLine and Slim 15 offer you a space-saving door solution.

→ Further information can be found starting on page 10.





LEFT. Rebated timber door Carolina light 1, Traffic white RAL 9016

TOP RIGHT. Rebated timber door Slim 15, Traffic white RAL 9016

BOTTOM RIGHT. Slide Compact sliding door BaseLine, Dust grey RAL 7037



# Door styles

For your personal interior style – from traditional to modern





## Door versions

-  Rebated with rounded edges
-  Rebated with angular edges

### Decor

-  Traffic white RAL 9016
-  Pure white RAL 9010

### Roller coating paint

-  Traffic white RAL 9016
-  Pure white RAL 9010
-  Dusty grey RAL 7037
-  Light grey RAL 7035

Door style Slim 15 is only available with a Traffic white RAL 9016 lacquer surface finish.



BaseLine



BaseLine with DIN glazing cut-out



Slim 15



The Slim 15 stands out with its modern design and milled grooves.





Sliding door  
Slide Compact BaseLine



Sliding door  
Slide Compact Slim 15

## Door versions

-  Rebated with rounded edges
-  Rebated with angular edges

-  **Roller coating paint**
-  Traffic white RAL 9016



Carolina light 1



Carolina light 2



Carolina light 4



Carolina light 5



The traditional Carolina light designs impress with high-quality panelled profiling in the door leaf.

# Lever handle sets

For timber doors



**Euro round lever handle**  
Matt stainless steel



**Euro round lever handle**  
Matt stainless steel with FastLock



**Euro angular lever handle**  
Matt stainless steel



**Euro angular lever handle**  
Matt stainless steel with FastLock



**Euro round lever handle**  
Jet black matt



**Euro round lever handle**  
Jet black matt with FastLock



**Euro angular lever handle**  
Jet black matt



**Euro angular lever handle**  
Jet black matt with FastLock



## FastLock locking

For a minimalist door view, we supply this lever handle series without a drilled key hole and without a locking option as standard. For a surcharge, all models are also available with FastLock locking. This locking mechanism is elegantly integrated into the lever handle and can easily be locked and unlocked with one hand.

# Door fittings

For timber doors

## Door fittings for rebated door leaves



Deadlock, Class I, lock cover in nickel silver (as standard)

## Slide Compact sliding door system



2-part hinge V 3420 WF (standard), also available for steel door frames as hinge V 8120 (optional)



3-part hinge V 4426 WF (optional), also available for steel frames as hinge 8026 (optional)



The profile of the sliding door system Slide Compact is supplied as standard in matt stainless steel (shown top left) and optionally in Jet black matt (shown top right) or White (shown left).



2-part hinge V 3420 WF black.edition in Jet black (optional)



3-part hinge V 4426 WF black.edition in Jet black (optional)

## Recessed handle



Design recessed handle 3649 only for timber doors, oval, matt stainless steel

## Bar handles



Bar handle pair Basic, round, matt stainless steel

# Door and frame design

Premium carpenter quality for high demands

---



**Attractive appearance with precision-fit and installation-friendly corner joints 1**

## Jamb lining

- Screwed corner joints with jamb lining connection
- Easily readjustable
- Strong friction locking

## Cladding

- Excellent friction locking
- Direct pressure distribution on the connection surfaces
- No visible drilled holes in the cladding

**High form stability thanks to the robust frame construction 2**

- Jamb lining 25 mm thick

- A** Edge radius 3 mm
- B** Wall edges 16 mm
- C** Cladding widths 60 mm

**Permanently quiet closing thanks to a high-quality seal <sup>3</sup>**

- Two-chamber system
- Clean contact with the door leaf
- Good absorbing properties

**Robust standard lock plate for added security <sup>4</sup>**

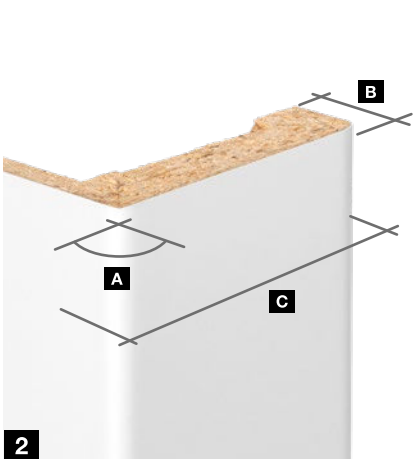
- Movable backfill
- Secured with 2 screws
- Single-turn closing cycle
- Retrofit kit for glass doors available

**Stable hinge pockets prevent lowering of the door <sup>5</sup>**

- Carrying capacity 60 kg
- Plastic hinge pocket
- Secured in jamb lining with 4 screws
- Guiding sleeves extending to front edge of cladding
- For timber and glass doors

**High-quality door leaf structure <sup>6</sup>**

- With honeycomb insert or tubular chipboard plate



# Door versions

Custom design and function



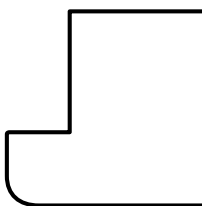
## Rebated version with round edges

If you value a harmonious overall design, you can't go wrong with this version: The door leaf rests on the frame and has rounded door leaf edges for a harmonious appearance.

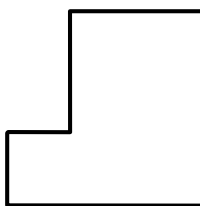


## Rebated version with angular edges


If you appreciate a particularly streamlined look, then we recommend this version. The door leaf rests on the frame and has a beautifully designed, angular edge.



Horizontal view of door leaf



Horizontal view of door leaf



## Honeycomb insert





The honeycomb is a door inlay that retains its shape and has an excellent price-performance ratio.



## Tubular chipboard plate

The solid plate with horizontal tubes gives the door leaves a high surface stability. These high-quality residential internal doors are suitable for extremely heavy-duty wear.

## Climate and apartment entrance doors

	WET system 1*	WET system 2*	WET system 3
Door thickness approx.	40 mm	46 mm	46 mm
Max. dimensions	2110 × 985 mm	2110 × 985 mm	2110 × 985 mm
Linkage door closer	○	○	○
Slide rail door closer	○	○	○
VarioFix frame	○	○	○
 Climatic class 3	●	●	●
 Acoustic rating category 1	●	-	-
 Acoustic rating category 2	-	●	-
 Acoustic rating category 3	-	●	●

● = Standard equipment ○ = Optional equipment



1



2

### Spyhole **1**

With an optional spyhole, you can see who is standing in front of your door at any time without having to open it.

### Protective fitting **2**

Option of long escutcheon / rose escutcheon ES 1 or long escutcheon / long escutcheon ES 2



3



4

### Linkage door closer **3**

As standard or optional for single-leaf doors (depending on design)

### Slide rail door closer **4**

As standard or optional for single-leaf and double-leaf doors (depending on design)

# Dimensions and technical manual

For timber doors

## Door leaf

- Approx. 40 mm thick
- Frame construction made of solid timber / timber material with additional frame reinforcement, can be shortened by 25 mm at bottom
- Climatic class 1
- Duty category N to S (depending on version)
- Ready to hang acc. to DIN 18101
- Suitable for timber profile frames or standard frames made of steel

## Frame

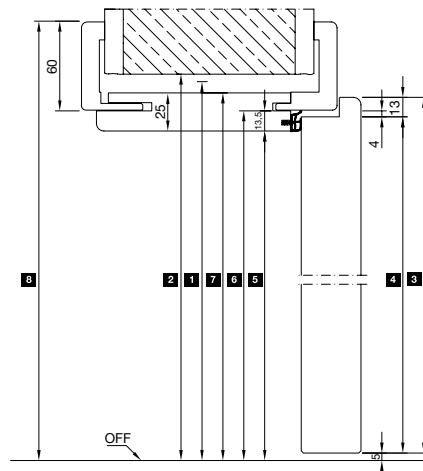
- Adjustable for wall thickness -5 mm / + 15mm
- Seal inserted at the factory, mitred

## Frame dimensions

- A** Edge radius 3 mm
- B** Wall edges
  - 16 mm
- C** Cladding widths
  - 60 mm
- D** Jamb lining
  - 25 mm thick

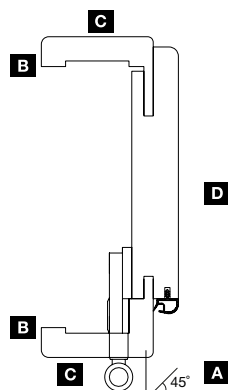
## Vertical view

### Rebated

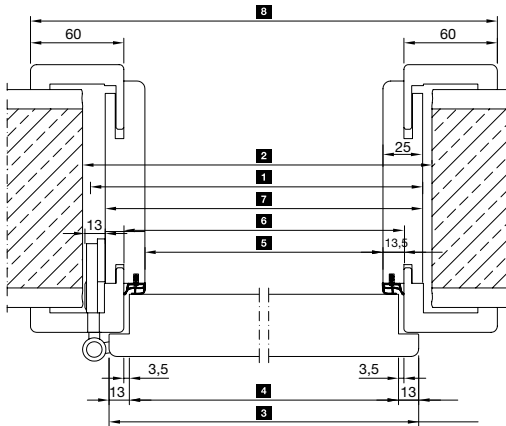


<b>1</b>	Nominal height		<b>1875</b>	<b>2000</b>	<b>2125</b>
<b>2</b>	Wall opening		1880	2005	2130
<b>3</b>	Door leaf exterior dimension	Rebated	1860	1985	2110
<b>4</b>	Leaf rebate dimension		1847	1972	2097
<b>5</b>	Clear passage dimension		1843	1968	2093
<b>6</b>	Frame hold dimension		1856	1981	2106
<b>7</b>	Overall lining dimension		1868	1993	2118
<b>8</b>	Overall frame dimension For 60 mm cladding (for 80 mm cladding +20 mm)		1916	2041	2166

## Frame types



Horizontal view – single-leaf  
Rebated




<b>1</b> Nominal size width		<b>625</b>	<b>750</b>	<b>875</b>	<b>1000</b>
<b>2</b> Wall opening		635	760	885	1010
<b>3</b> Door leaf exterior dimension	Rebated	610	735	860	985
<b>4</b> Leaf rebate dimension		584	709	834	959
<b>5</b> Clear passage dimension		564	689	814	939
<b>6</b> Frame hold dimension		591	716	841	966
<b>7</b> Overall lining dimension		614	739	864	989
<b>8</b> Overall frame dimension		711	836	961	1086

# Hörmann. For Life.

Whether you are building your home or modernising it, you desire a place full of joy, security and relaxation. Thanks to their sustainable and particularly durable quality, Hörmann products will become a reliable part of your home – made to last for generations.

**GARAGE DOORS. GATE AND DOOR OPERATORS. SMART HOME SYSTEMS. ENTRANCE DOORS. RESIDENTIAL INTERNAL DOORS. LOFT DOORS. STEEL DOORS. DOOR FRAMES. STORAGE SPACE SYSTEMS.**



Some of the products shown feature special equipment and do not always correspond to the standard versions. The surface finishes and colours shown are subject to the limitations of the printing process and cannot be regarded as binding. All RAL colours are based on the RAL colour chart. Protected by copyright. No part may be reproduced without our prior permission. Subject to changes.